

**2019 FEDERAL
HUMAN
TRAFFICKING
REPORT
EXECUTIVE
SUMMARY**

CRIMINAL HUMAN TRAFFICKING CASE PROFILE


ACTIVE CASES AND DEFENDANTS



606
active cases



1,055 individuals



3 entities



1,058
total active defendants



\$\$\$ \$ \$

103 buyer defendants charged with purchasing (or attempting to purchase) commercial sex

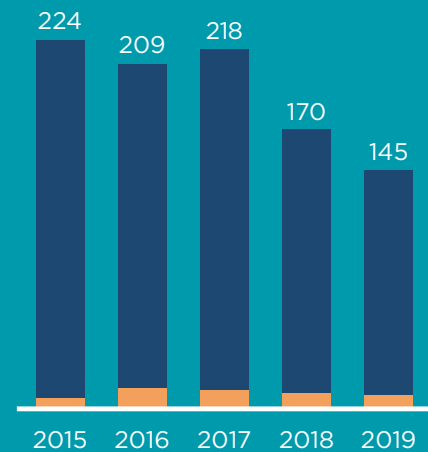
NEW CASES

The federal government filed

145

new human trafficking cases in 2019, a 14.7% DECLINE from 2018.

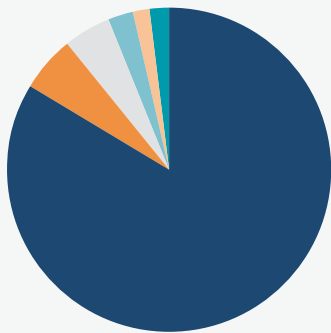
■ SEX TRAFFICKING ■ FORCED LABOR



SEX TRAFFICKING SCHEMES

575

active sex trafficking cases



As in years past, in sex trafficking cases, traffickers most commonly solicited buyers **ONLINE**.

Traffickers use various methods to control their victims. In nearly **A THIRD** of all active sex trafficking cases, defendants **CONTROLLED** their victims **WITHOUT USING VIOLENCE**.



FORCED LABOR SCHEMES

31 active forced labor cases

In forced labor cases in 2019, victims were most commonly compelled to provide **DOMESTIC WORK** or forced to work at a **RESTAURANT** or on a **FARM**. These are the same top industries as in years past.



In forced labor cases, traffickers often employed **COERCIVE MEANS** that targeted a victim's status as a foreign national.



VICTIMS

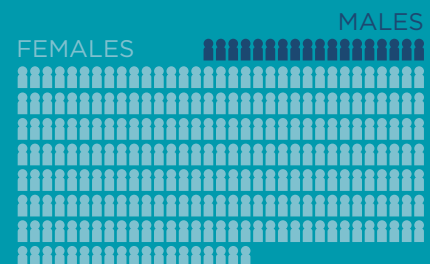
In 2019, as in past years, just **OVER HALF** of victims in criminal human trafficking cases were **CHILDREN**.



Traffickers target **VULNERABLE** individuals.



As in years past, most victims in human trafficking cases are **WOMEN** or **GIRLS**.



HUMAN TRAFFICKING PROSECUTIONS

KEY FINDINGS FROM 2019 CRIMINAL PROSECUTIONS

145
NEW CASES



339
CONVICTIONS



27
MONTHS TO
RESOLVE
CHARGES, ON
AVERAGE



271
NEW
DEFENDANTS

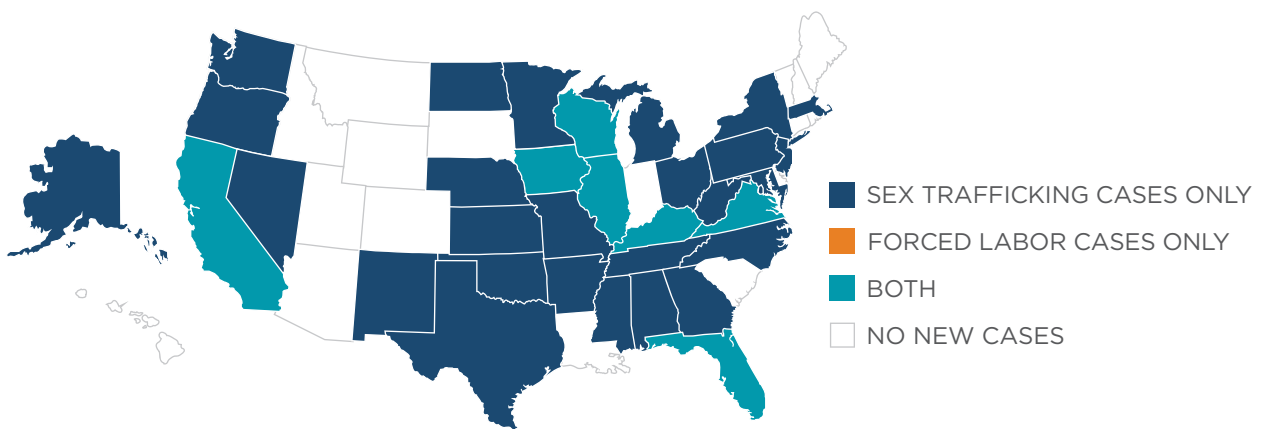


143
MONTHS PRISON
SENTENCE, ON AVERAGE



NEW HUMAN TRAFFICKING CASES IN 2019

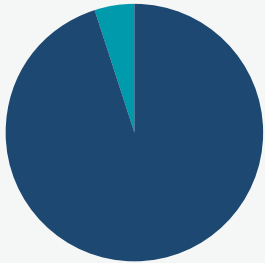
In 2019, **59.6%** of the 94 federal districts **CHARGED AT LEAST ONE DEFENDANT** for human trafficking under the Trafficking Victims Protection Act.



US TERRITORIES



SEX TRAFFICKING CONVICTIONS



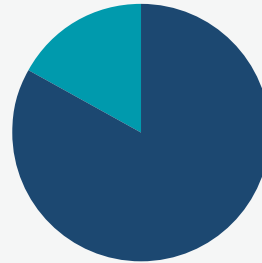
In 2019, federal courts convicted **324** defendants in sex trafficking cases, a 15% increase from 2018.

93.5% of convicted defendants were sentenced to a term of imprisonment, ranging from **1 MONTH** to **LIFE IN PRISON**.



Defendants in cases with both **ADULT AND CHILD** victims received the longest sentence, on average.

FORCED LABOR CONVICTIONS



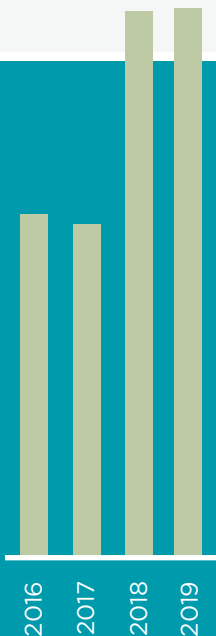
In 2019, federal courts convicted **15** defendants in forced labor cases, a 21% decrease from 2018.

93.3% of convicted defendants were sentenced to a term of imprisonment, ranging from **42 MONTHS** to **336 MONTHS**.



Over the past three years, the average **TERM OF IMPRISONMENT** for a forced labor defendant has **INCREASED** more than three-fold.

RESTITUTION



Federal law mandates that courts order convicted traffickers to pay victim restitution. However, **COURTS ORDERED** mandatory **RESTITUTION ONLY 39.9%** of the time. This percentage, though low, has slowly increased over the past several years.

As in years past, federal courts more commonly ordered victim restitution in forced labor cases than sex trafficking cases.

