

## HOW DOES YOUR STATE STACK UP?

■ Sex Trafficking ■ Forced Labor

### NEW CRIMINAL CASES:

Federal prosecutors in Arizona charged **0 new criminal human trafficking cases** in 2019, ranking it last in the nation for number of new cases.

*National new criminal cases: 145*



### ACTIVE CRIMINAL CASES:

Federal courts in Arizona handled **7 active criminal human trafficking cases** in 2019, ranking it 25th in the nation for number of active cases.

*National active criminal cases: 606*



### CONVICTIONS:

Federal courts in Arizona convicted **4 defendants in human trafficking cases** in 2019, ranking it 23rd in the nation for number of defendants convicted.

*National convictions: 339*




### RESTITUTION:

Federal judges in Arizona ordered **0 out of 4 convicted defendants to pay restitution** in 2019, ranking it last in the nation for percentage of defendants ordered to pay restitution.

*National restitution percentage: 33%*



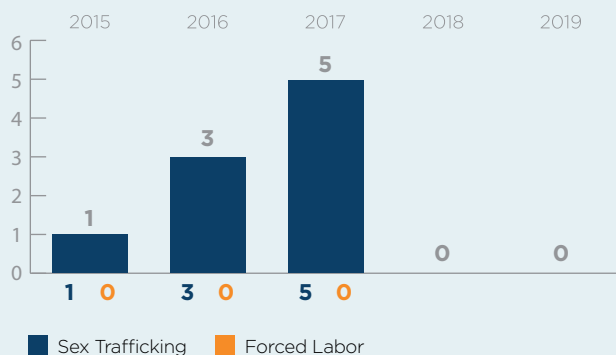
### NEW CRIMINAL CASES



### CONVICTIONS



### NEW CRIMINAL HUMAN TRAFFICKING CASE TREND



### SEX TRAFFICKING CASES CHARGED OUTSIDE OF THE TRAFFICKING VICTIMS PROTECTION ACT

Federal prosecutors in Arizona charged **2 sex trafficking cases** outside of the TVPA in 2019.

**2**  
 CASES IN AZ

**100**  
 CASES IN THE U.S.

## KEY FINDINGS FROM FEDERAL PROSECUTIONS IN 2019

**145**  
 NEW CASES  
 170 IN 2018

**271**  
 NEW DEFENDANTS  
 287 IN 2018

**606**  
 ACTIVE CASES  
 644 IN 2018

**339**  
 CONVICTIONS  
 300 IN 2018

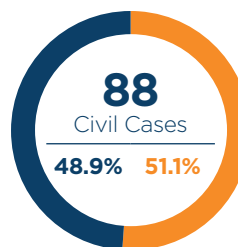
**143**  
 MONTHS PRISON SENTENCE,  
 ON AVERAGE  
 145 IN 2018

## 2019 FEDERAL HUMAN TRAFFICKING DATA

### NEW CRIMINAL CASES



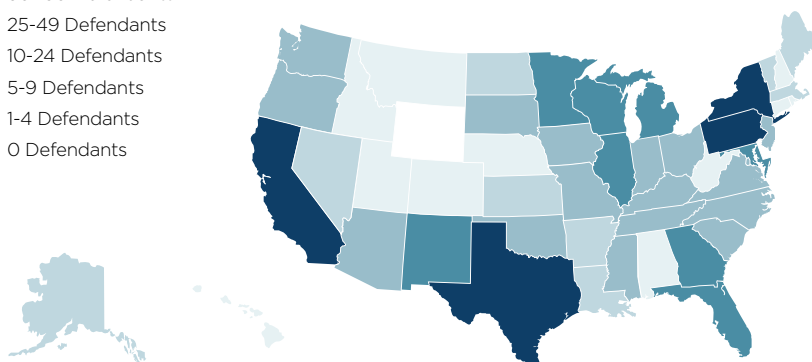
### NEW CIVIL CASES



■ Sex Trafficking  
 ■ Forced Labor

### ACTIVE DEFENDANTS IN CRIMINAL HUMAN TRAFFICKING CASES

■ 50-150 Defendants  
 ■ 25-49 Defendants  
 ■ 10-24 Defendants  
 ■ 5-9 Defendants  
 ■ 1-4 Defendants  
 □ 0 Defendants



### NEW CRIMINAL HUMAN TRAFFICKING CASES TREND

