


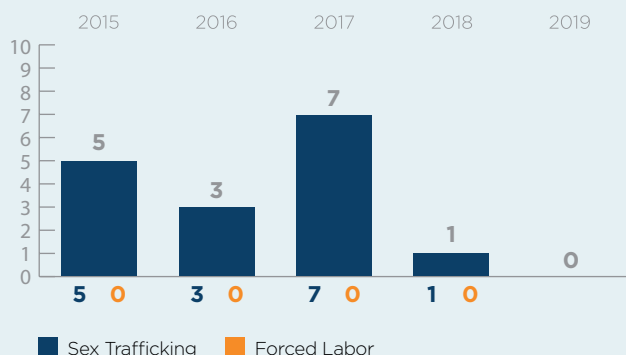
NEW CRIMINAL CASES BY DISTRICT



CONVICTIONS BY DISTRICT



NEW CRIMINAL HUMAN TRAFFICKING CASE TREND



SEX TRAFFICKING CASES CHARGED OUTSIDE OF THE TRAFFICKING VICTIMS PROTECTION ACT

Federal prosecutors in Indiana charged **2 sex trafficking cases** outside of the TVPA in 2019.

2
CASES IN IN

100
CASES IN THE U.S.

HOW DOES YOUR STATE STACK UP?

■ Sex Trafficking
 ■ Forced Labor

NEW CRIMINAL CASES:

Federal prosecutors in Indiana charged **0 new criminal human trafficking cases** in 2019, ranking it last in the nation for number of new cases.

National new criminal cases: 145



ACTIVE CRIMINAL CASES:

Federal courts in Indiana handled **7 active criminal human trafficking cases** in 2019, ranking it 25th in the nation for number of active cases.

National active criminal cases: 606



CONVICTIONS:

Federal courts in Indiana convicted **3 defendants in human trafficking cases** in 2019, ranking it 25th in the nation for number of defendants convicted.

National convictions: 339



RESTITUTION:

Federal judges in Indiana ordered **2 out of 3 convicted defendants to pay restitution** in 2019, ranking it 9th in the nation for percentage of defendants ordered to pay restitution.

National restitution percentage: 33%

9th

67%



KEY FINDINGS FROM FEDERAL PROSECUTIONS IN 2019

145
 NEW CASES
 170 IN 2018

271
 NEW DEFENDANTS
 287 IN 2018

606
 ACTIVE CASES
 644 IN 2018

339
 CONVICTIONS
 300 IN 2018

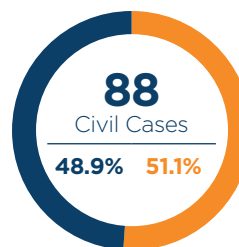
143
 MONTHS PRISON SENTENCE,
 ON AVERAGE
 145 IN 2018

2019 FEDERAL HUMAN TRAFFICKING DATA

NEW CRIMINAL CASES



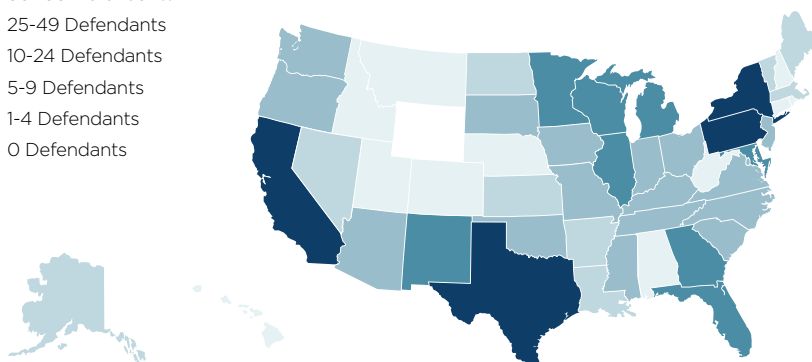
NEW CIVIL CASES



■ Sex Trafficking
 ■ Forced Labor

ACTIVE DEFENDANTS IN CRIMINAL HUMAN TRAFFICKING CASES

■ 50-150 Defendants
 ■ 25-49 Defendants
 ■ 10-24 Defendants
 ■ 5-9 Defendants
 ■ 1-4 Defendants
 □ 0 Defendants



NEW CRIMINAL HUMAN TRAFFICKING CASES TREND

